

GearFlo PDSG1™

POSITIVE DISPLACEMENT SPUR GEAR FLOW METER



DESCRIPTION

GearFlo represents a positive displacement meter that is affordable and accurate. One primary feature is the ability to maintain consistent accuracy despite changing viscosity conditions. This reliability, coupled with a large turndown range, offers an affordable replacement for older turbine technology. The meter's solid construction and excellent dynamic response are well suited to the measurement of oil, grease, fuel, solvents, polyurethanes, brake fluid, skydrol as well as other nonabrasive lubricating fluids. Since there is no need for straight run piping upstream or downstream of the flow meter, the GearFlo flow meters are simple to use and to install. The meters produce good resolution and high accuracy at low flow rates. Flow may be bidirectional without damage to internal parts. Non-intrusive sensors, panel displays and electronic modules can be added to complete this superior value package.

FEATURES & BENEFITS

- Flow ranges 0.003 to 120.0 GPM
- Accuracy $\pm 0.5\%$ of reading
- Pressure rating up to 5000 PSI
- Economical cost
- Seven Flow Ranges available
- Aluminum, 303 and 316 SS bodies
- Pulse, mA and Voltage Sensors available
- Bi-Directional flow capabilities

SPECIFICATIONS

Body Material	Aluminum, T-303 SS, T-316 SS
Gear	Stainless Steel
O-Ring	Teflon, Viton, EPDM
Bearings	Stainless Steel
Accuracy	$\pm 0.5\%$ with over 10:1 turndown with 30cP fluid
Repeatability	$\pm 0.1\%$
Max. Temperature	185°F (Aluminum Body), 400°F (SS Body)

Note: Please Consult Factory for Special Requirements

FLOW METER WITH TRANSMITTER

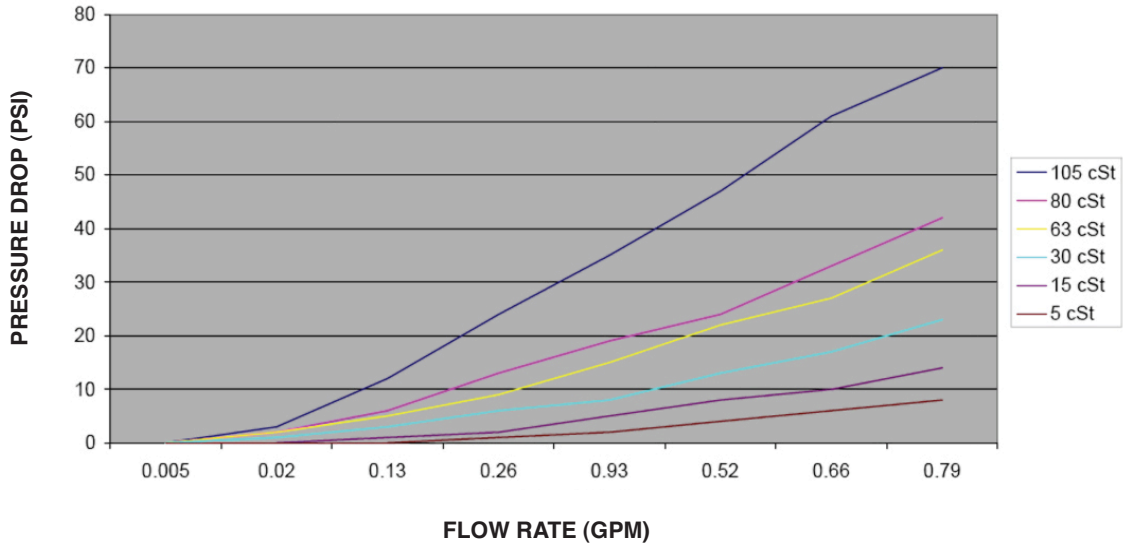


Meter Type	Range Gal/Min	Impulse/Gallon	Impulse/cc	Dia (in)	HGT (in)	Connection Ports	Filtration (Micron)	Pressure Rating
PDSG1-_00	0.003-0.5	53,000	14	3.0	2.2	1/4"	30	5,000
PDSG1-_01	0.01-2.0	15,900	4.2	3.3	2.2	1/4"***	30	5,000
PDSG1-_02	0.03-7.0	6,600	1.7	3.3	2.6	1/2"***	30	5,000
PDSG1-_03	0.05-20	1,800	0.47	4.9	4.25	3/4"***	50	5,000
PDSG1-_04	0.5-60	1600~	0.42	8.4	5.5	1-1/4" NPT	200	5,000
PDSG1-_05	1.0-120	800~	0.21	8.4	7.0	1-1/4"NPT	200	5,000

** Alternate port sizes available, Female NPT Threaded (Std.), BSP (Opt)
 - Configured for x4 Sensor Output

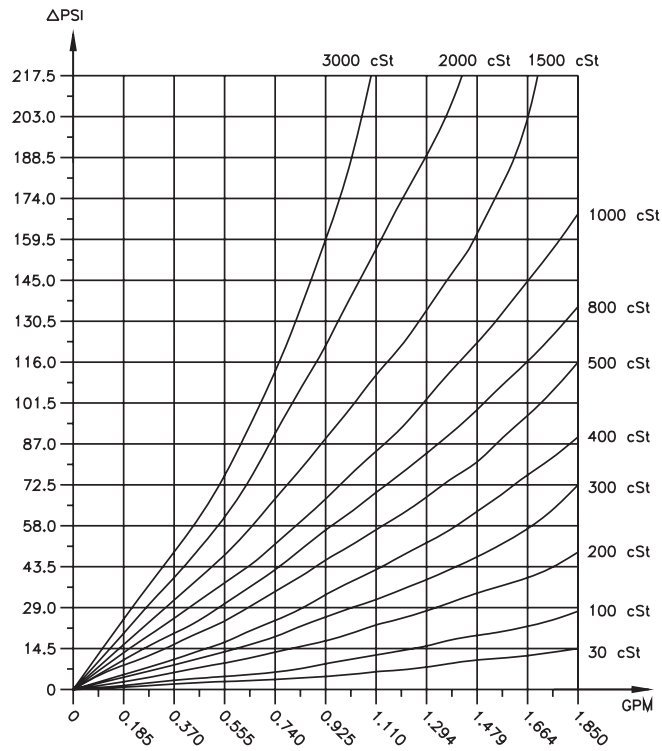
FLOW RATE vs. PRESSURE DROP

PDSG1- _00 Model

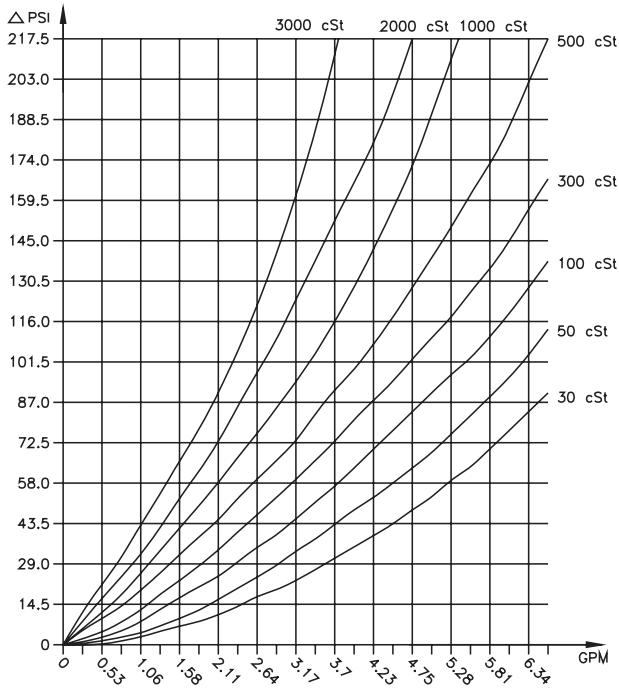


PRESSURE DROP CHARTS

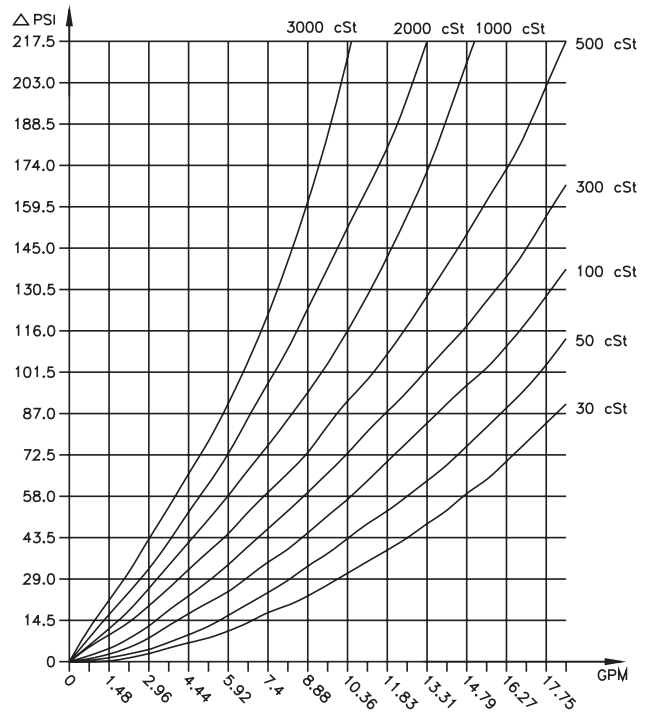
PDSG1- _01



PDSG1-_02



PDSG1-_03



Ordering Information

FLO-CORP MODEL NUMBER BUILDER

For Assistance Call **877.356.5463**

Use the diagram below, working from left to right to construct your FLO-CORP Model Number. Simply match the category number to the corresponding box number.

Example: PDSG1-A1-02-BV

GearFlo PDSG1 positive displacement flow meter, aluminum body, 0.03-7 GPM Liquid, BSP Connection Type with Viton O-Ring Material.

PDSG1 — — —

PDSG1

Body Material (1)(2)

- A1) Aluminum
- S1) T-303 Stainless Steel
- S2) T-316

Capacity Designator

	GPM Liquid
00)	0.003 - 0.8
01)	0.01 - 2
02)	0.03 - 7
03)	0.05 - 20
04)	0.5 - 60
05)	1 - 120

Connection Type

- T) Female NPT Threaded
- B) BSP

O-Ring Material

- T) Teflon
- V) Viton
- D) EPDM

Ordering Notes:

- (1) Select the best configuration based on your requirements.
 - (2) GearFlo sensor at Transmitter is required.
- For assistance, please contact factory.